

MUON SPIN DEPOLARIZATION IN Gd- AND $\text{EuBa}_2\text{Cu}_3\text{O}_x$

D. W. Cooke, R. L. Hutson, R. S. Kwok, M. Maez
H. Rempp, M. E. Schillaci, J. L. Smith, and J. O. Willis
Los Alamos National Laboratory

R. L. Lichti and K. C. Chan
Texas Tech University

C. Boekema and S. Weathersby
San Jose State University

J. Oostens
University of Cincinnati

LA-UR-88-1519

May 12, 1988



This is a preprint of a paper intended for publication in a journal or proceedings. Because changes may be made before publication, this preprint is made available with the understanding that it will not be cited or reproduced without the permission of the author.

TITLE: MUON SPIN DEPOLARIZATION IN Gd- AND $\text{EuBa}_2\text{Cu}_3\text{O}_x$

AUTHOR(S): D. W. Cooke, R. L. Hutson, R. S. Kwok, M. Marez, H. Rempp,
M. E. Schillaci, J. L. Smith, and J. O. Willis
LOS ALAMOS NATIONAL LABORATORY

R. L. Lichti and K. C. Chan
TEXAS TECH UNIVERSITY

C. Boekema and S. Weathersby
SAN JOSE STATE UNIVERSITY

J. Oostens, UNIVERSITY OF CINCINNATI

SUBMITTED TO:

Proceedings of the International Conference on the First
Two Years of High-Temperature Superconductivity
Tuscaloosa, AL
April 11-13, 1988

By acceptance of this article, the publisher recognizes that the U.S. Government retains a nonexclusive, royalty-free license to publish or reproduce the published form of this contribution, or to allow others to do so, for U.S. Government purposes.

The Los Alamos National Laboratory requests that the publisher identify this article as work performed under the auspices of the U.S. Department of Energy.

Los Alamos Los Alamos National Laboratory
Los Alamos, New Mexico 87545

MUON SPIN DEPOLARIZATION IN Gd- and EuBa₂Cu₃O_x

D. W. COOKE, R. L. HUTSON, R. S. KWOK, M. MAEZ, H. REMPP, M. E. SCHILLACI, J. L. SMITH, AND J. O. WILLIS
Los Alamos National Laboratory, Los Alamos, NM 87545

R. L. LICHTI AND K. C. CHAN
Texas Tech University, Lubbock, TX 79409

C. BOEKEMA AND S. WEATHERSBY
San Jose State University, San Jose, CA 95192

J. OOSTENS
University of Cincinnati, Cincinnati, OH 45221

Abstract Positive muon spin rotation (μ SR) measurements on Gd- and EuBa₂Cu₃O_x ($x \approx 7$) have been conducted in the temperature interval 4 - 300K. For each sample, muons stop both at grain boundaries and within the superconducting grains. Measured magnetic field penetration depths are 1550 and 1900Å for two specimens of GdBa₂Cu₃O_x, and 1350Å for EuBa₂Cu₃O_x.

Standard μ SR techniques¹ were used to obtain positive muon (μ^+) Gaussian depolarization rates $\Lambda(T)$ for Eu- and GdBa₂Cu₃O_x in a 1 kOe transverse field. Also, zero-field data were taken for the latter sample. Figures 1 and 2 show $\Lambda(T)$ and the corresponding muon precessional frequencies $\nu(T)$ for a well-characterized polycrystalline sample of GdBa₂Cu₃O_x. Two relaxation rates are observed for $T < T_c$, corresponding to two distinct muon stopping regions. From the $\nu(T)$ data we conclude that muons are thermalized in both normal and superconducting volumes of the sample. Further, the measured Fourier power and asymmetry data indicate that the superconducting to normal volume ratio is 5.6. We suggest that

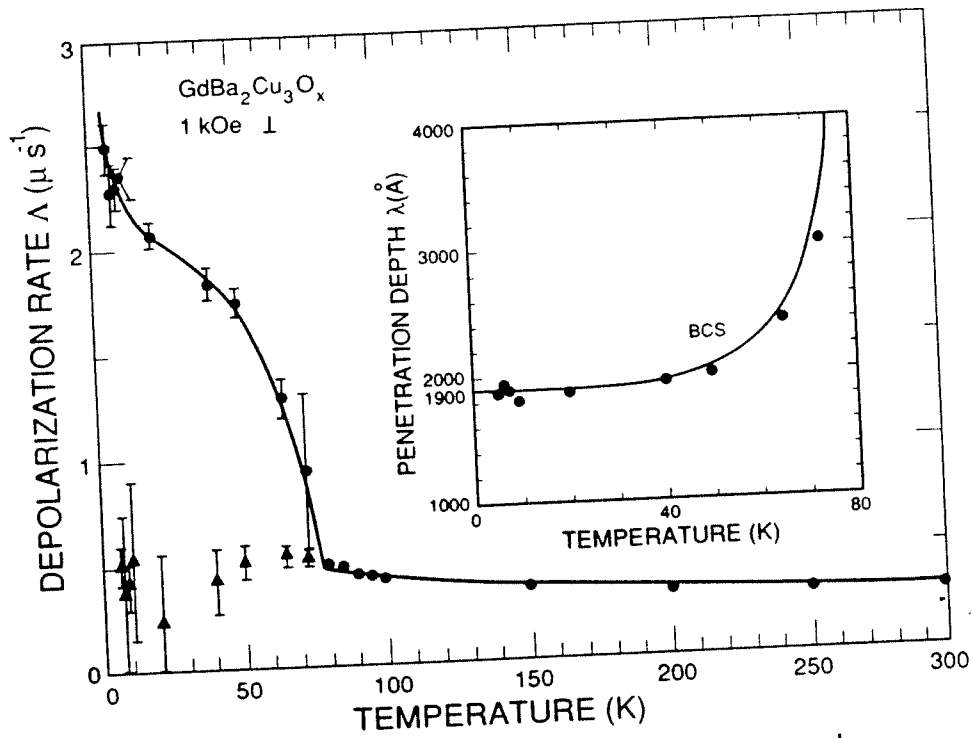


FIGURE 1. Muon Gaussian depolarization rates and penetration depth in $GdBa_2Cu_3O_x$.

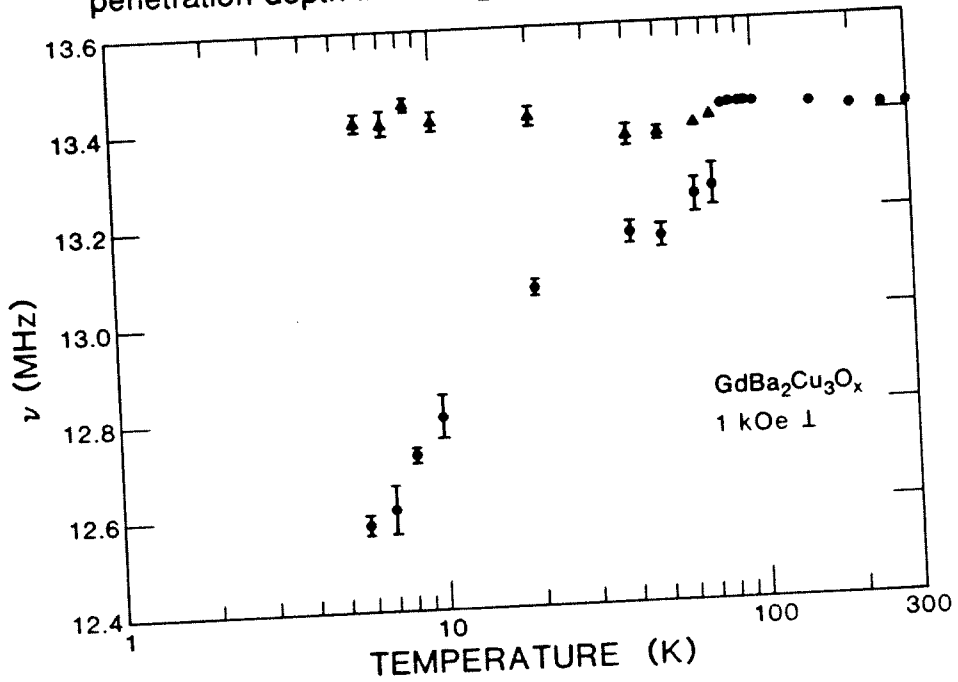


FIGURE 2. Muon frequencies in $GdBa_2Cu_3O_x$.

MUON SPIN DEPOLARIZATION IN Gd- and EuBa₂Cu₃O_x

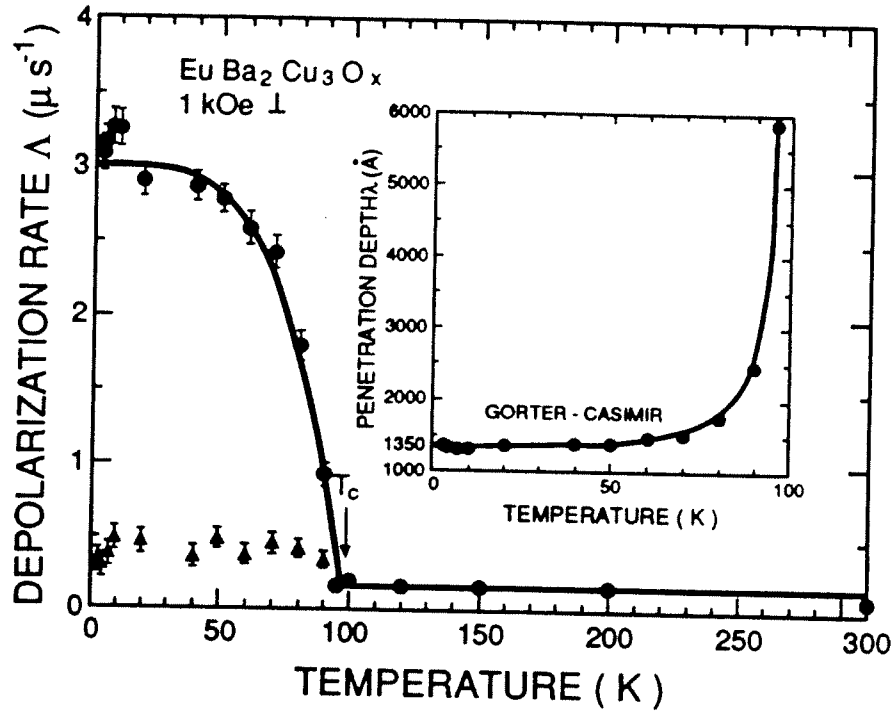


FIGURE 3. Muon Gaussian depolarization rates and penetration depth in $\text{EuBa}_2\text{Cu}_3\text{O}_x$.

85% of stopped muons reside within the superconducting grains and that 15% occupy grain boundaries. Similar results are obtained from polycrystalline $\text{EuBa}_2\text{Cu}_3\text{O}_x$ as shown in Figs. 3 and 4, and also from a second sample of $\text{GdBa}_2\text{Cu}_3\text{O}_x$ (not shown).

The magnetic field penetration depth $\lambda(T)$ is related to the field inhomogeneity, and thus $\Delta(T)$, by the expression

$$\langle |\Delta H|^2 \rangle = (B\phi/4\pi\lambda^2)[1+(4\pi^2\lambda^2B)/\phi]^{-1} = 2\Lambda^2/\gamma_\mu^2 \quad (1)$$

where Λ is the μ^+ depolarization rate, γ_μ is the muon gyromagnetic ratio, λ is magnetic penetration depth, and ϕ is the flux quantum. By properly extrapolating the measured depolarization rates of Figs. 1 and 3 to zero Kelvin, and

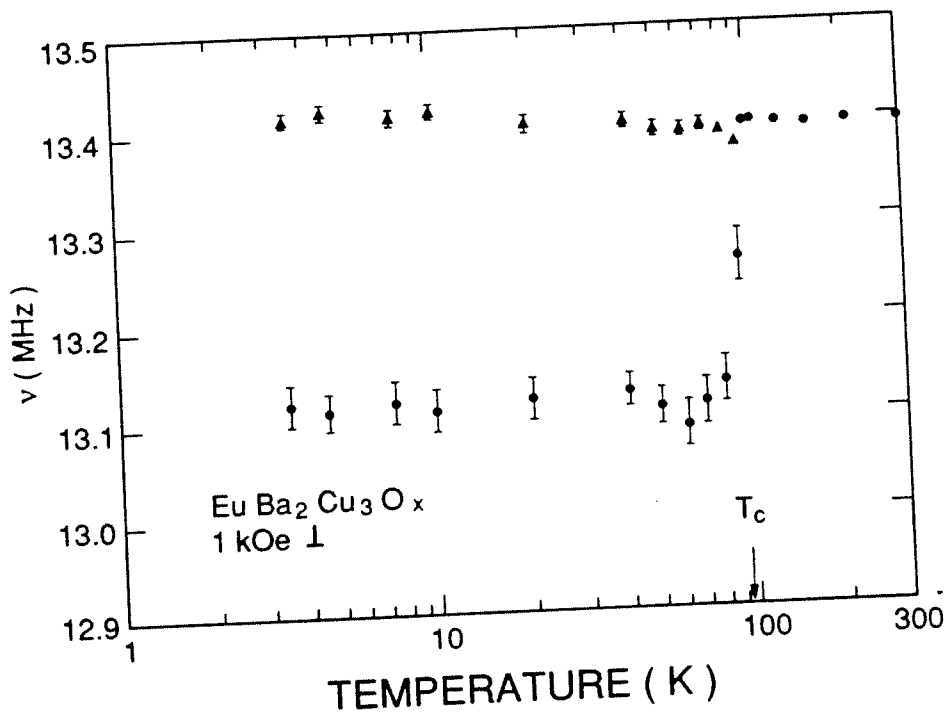


FIGURE 4. Muon frequencies in $\text{EuBa}_2\text{Cu}_3\text{O}_x$.

applying eq. (1), we find $\lambda(0)$ to be 1550 and 1900 Å for two samples of $\text{GdBa}_2\text{Cu}_3\text{O}_x$, and 1350 Å for $\text{EuBa}_2\text{Cu}_3\text{O}_x$. Moreover, we compute the temperature dependence of $\lambda(T)$ by assuming a phenomenological ² expression $\lambda(T) = \lambda(0)[1 - (T/T_c)^4]^{-1/2}$ which we substitute into eq. (1), with the above measured values for $\lambda(0)$. These results are shown in the insets of Figs. 1 and 3. The solid lines represent the phenomenological expression calculated with the appropriate T_c 's.

Zero-field μ^+ exponential relaxation rates and asymmetries for $\text{GdBa}_2\text{Cu}_3\text{O}_x$ are shown in Fig. 5. With decreasing temperature there is a drop in asymmetry and concomitant increase in Λ near T_c . Enhanced field inhomogeneity can explain the increase in Λ , but not the

MUON SPIN DEPOLARIZATION IN Gd- and EuBa₂Cu₃O_x

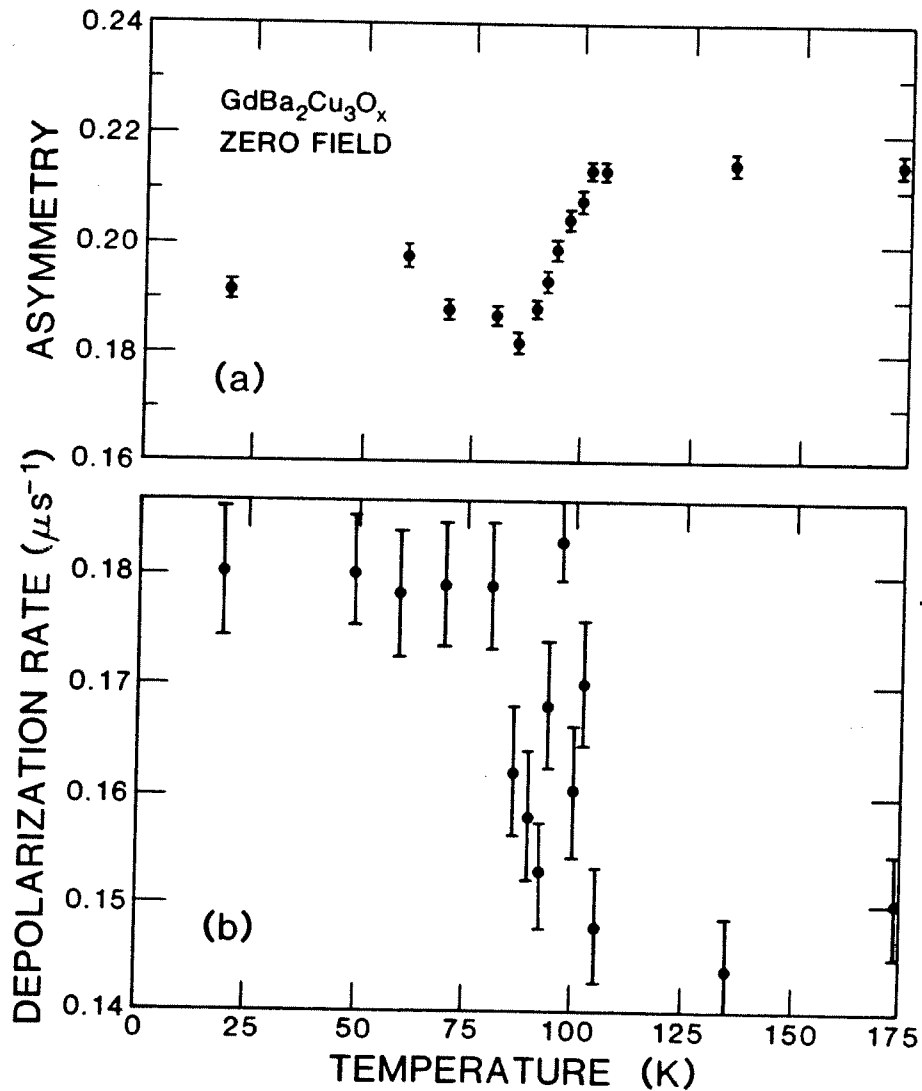


FIGURE 5. Muon exponential depolarization rates and asymmetries in GdBa₂Cu₃O_x taken in zero field.

decrease in asymmetry; thus we offer no explanation for this puzzling result.

Work at Los Alamos is conducted under the aegis of the United States Department of Energy. Research support by Associated Western Universities, San Jose State Foundation, and the Robert A. Welch Foundation is acknowledged.

D. W. COOKE, ET AL

REFERENCES

1. S. F. J. Cox, J. Phys. C, 20, 3187 (1987).
2. P. D. De Gennes, Superconductivity of Metals and Alloys (Benjamin, New York, 1966), p. 26.